



# 349

## Hydraulic Excavator

# Technical Specifications

### Engine

Engine Model	Cat® C13	
Net Power – ISO 9249	302 kW	405 hp
Net Power – SAE J1349	302 kW	405 hp
Gross Power – ISO 14396	303 kW	406 hp
Bore	130 mm	5 in
Stroke	157 mm	6 in
Displacement	12.5 L	763 in <sup>3</sup>

- Meets China Nonroad Stage III emission standards, equivalent to U.S. EPA Tier 3 and EU Stage IIIA.
- Recommended for use up to 4500 m (14,764 ft) altitude with engine power derate above 2600 m (8,530 ft).
- Net power advertised is the power available at the flywheel when the engine is equipped with fan, air cleaner, muffler, and alternator.
- Rating at 1,800 rpm.

### Engine rpm

Operation	1,650 rpm	
Travel	1,800 rpm	

### Swing Mechanism

Swing Speed	8.44 rpm	
Maximum Swing Torque	187 kN·m	138,000 lbf·ft

### Weights

Operating Weight	48 200 kg	106,300 lb
------------------	-----------	------------

- Reach boom, HD R3.35TB (11'0") stick, SD 2.41 m<sup>3</sup> (3.15 yd<sup>3</sup>) bucket, 600 mm (24") double grouser shoes, 9.0 mt (19,842 lb) counterweight.

Operating Weight	48 600 kg	107,100 lb
------------------	-----------	------------

- Mass boom, HD M3.0UB (9'10") stick, SD 2.61 m<sup>3</sup> (3.41 yd<sup>3</sup>) bucket, 600 mm (24") double grouser shoes, 9.0 mt (19,842 lb) counterweight.

### Track

Track Shoes Width	600 mm	24 in
Track Shoes Width	750 mm	30 in
Track Shoes Width	900 mm	35 in
Number of Shoes (each side)	52	
Number of Track Rollers (each side)	9	
Number of Carrier Rollers (each side)	2	

### Drive

Maximum Gradeability	35°/70%	
Maximum Travel Speed	4.8 km/h	3.0 mph
Maximum Drawbar Pull	335 kN	75,311 lbf

### Hydraulic System

Main System – Maximum Flow – Implement	779 L/min (389 × 2 pumps)	206 gal/min (103 × 2 pumps)
Maximum Pressure – Equipment – Implement	35 000 kPa	5,076 psi
Maximum Pressure – Equipment – Lift Mode	38 000 kPa	5,511 psi
Maximum Pressure – Travel	26 000 kPa	3,771 psi
Maximum Pressure – Swing	35 000 kPa	5,076 psi
Boom Cylinder – Bore	170 mm	7 in
Boom Cylinder – Stroke	1524 mm	60 in
Stick Cylinder – Bore	190 mm	7 in
Stick Cylinder – Stroke	1758 mm	69 in
TB Bucket Cylinder – Bore	160 mm	6 in
TB Bucket Cylinder – Stroke	1356 mm	53 in
UB Bucket Cylinder – Bore	170 mm	7 in
UB Bucket Cylinder – Stroke	1396 mm	55 in



# 349 Hydraulic Excavator Specifications

## Service Refill Capacities

Fuel Tank Capacity	715 L	188.9 gal
Cooling System	52 L	13.7 gal
Engine Oil (with filter)	40 L	10.6 gal
Swing Drive	40 L	10.6 gal
Final Drive (each)	15 L	4.0 gal
Hydraulic System (including tank)	550 L	145.3 gal
Hydraulic Tank (including suction pipe)	217 L	57.3 gal

## Standards

Brakes	ISO 10265:2008
Cab/FOGS	ISO 10262:1998
Cab/ROPS	ISO 12117-2:2008

## Sound Performance

ISO 6395:2008 (external)	105 dB(A)
ISO 6396:2008 (inside cab)	75 dB(A)

- Hearing protection may be needed when operating with an open operator station and cab (when not properly maintained or doors/windows open) for extended periods or in a noisy environment.

## Operating Weights and Ground Pressures

	600 mm (24") Double Grouser Shoes		600 mm (24") HD Double Grouser Shoes		750 mm (30") Triple Grouser Shoes		750 mm (30") Double Grouser Shoes		900 mm (35") Triple Grouser Shoes	
	Weight	Ground Pressure	Weight	Ground Pressure	Weight	Ground Pressure	Weight	Ground Pressure	Weight	Ground Pressure
	kg (lb)	kPa (psi)	kg (lb)	kPa (psi)	kg (lb)	kPa (psi)	kg (lb)	kPa (psi)	kg (lb)	kPa (psi)

### Base Frame with Single Flange Track Rollers and Carrier Rollers

#### 9.0 mt (19,842 lb) Counterweight + Fixed Gauge Long Undercarriage Base Machine

Reach Boom + HD Reach R3.35 m (11'0") TB Stick + 2.41 m <sup>3</sup> (3.15 yd <sup>3</sup> ) SD-E Bucket	48 200 (106,300)	89.8 (13.0)	48 600 (107,200)	90.6 (13.1)	48 800 (107,700)	91.0 (13.2)	49 000 (108,000)	91.2 (13.2)	49 600 (109,300)	92.4 (13.4)
Reach Boom + HD Reach R2.9 m (9'6") TB Stick + 2.41 m <sup>3</sup> (3.15 yd <sup>3</sup> ) SD-E Bucket	48 000 (105,800)	89.4 (13.0)	48 400 (106,800)	90.2 (13.1)	48 600 (107,200)	90.6 (13.1)	48 800 (107,500)	90.9 (13.2)	49 400 (108,900)	92.0 (13.3)
Mass Boom + HD Mass M3.0 m (9'1") UB Stick + 2.61 m <sup>3</sup> (3.41 yd <sup>3</sup> ) SD Bucket	48 600 (106,300)	90.5 (13.1)	49 000 (107,200)	91.3 (13.2)	49 200 (107,600)	91.7 (13.3)	49 400 (108,000)	92.0 (13.3)	50 000 (109,300)	93.1 (13.5)
Mass Boom + HD Mass M2.5 m (8'2") UB Stick + 3.21 m <sup>3</sup> (4.20 yd <sup>3</sup> ) SD Bucket	48 700 (105,800)	90.7 (13.2)	49 100 (106,700)	91.5 (13.3)	49 300 (106,700)	91.9 (13.3)	49 500 (107,500)	92.1 (13.4)	50 100 (108,800)	93.3 (13.5)

All operating weights include a 90% fuel tank with 75 kg (165 lb) operator.

# 349 Hydraulic Excavator Specifications


## Major Component Weights

	kg	lb
Base machine with 9.0 mt (19,842 lb) counterweight, standard swing frame, base frame with single flange track rollers and carrier rollers	32 110	70,800
Track Shoes:		
600 mm (24") Width, 15.5 mm (0.6") Thick, Double Grouser Track Shoes	5410	11,920
600 mm (24") Width, 19.5 mm (0.8") Thick, HD Double Grouser Track Shoes	5840	12,870
750 mm (30") Width, 15.5 mm (0.6") Thick, Triple Grouser Track Shoes	6040	13,310
750 mm (30") Width, 15.5 mm (0.6") Thick, Double Grouser Track Shoes	6180	13,620
900 mm (35") Width, 15.5 mm (0.6") Thick, Triple Grouser Track Shoes	6790	14,970
Two Boom Cylinders	1760	3,880
Weight of 90% Fuel Tank and 75 kg (165 lb) Operator	630	1,380
Counterweight:		
9.0 mt Counterweight	9000	19,842
Swing Frame:		
Standard Swing Frame	4070	8,980
Long Undercarriage:		
Base Frame with Single Flange Track Rollers and Carrier Rollers	6870	15,150
Booms (including lines, pins, stick cylinder):		
Reach Boom 6.9 m (22'8")	4410	9,720
Mass Boom 6.55 m (21'6")	4720	10,420
Sticks (including lines, pins, bucket cylinder, bucket linkage):		
HD Reach Stick R3.35TB (11'0")	2660	5,870
HD Reach Stick R2.9TB (9'6")	2460	5,430
HD Mass Stick M3.0UB (9'10")	2990	6,590
HD Mass Stick M2.5UB (8'2")	2770	6,110
Bucket (without linkage):		
2.41 m <sup>3</sup> (3.15 yd <sup>3</sup> ) SD	2990	6,590
2.61 m <sup>3</sup> (3.41 yd <sup>3</sup> ) SD	2740	6,040

# 349 Hydraulic Excavator Specifications

## Dimensions

All dimensions are approximate and may vary depending on bucket selection.




Boom Options	Reach Boom 6.9 m (22'8")				Mass Boom 6.55 m (21'6")				
Stick Options	HD Reach Stick				HD Mass Stick				
	R3.35TB (11'0")		R2.9TB (9'6")		M3.0UB (9'10")		M2.5UB (8'2")		
<b>1 Machine Height:</b>									
Cab Height	3230 mm	10'7"	3230 mm	10'7"	3230 mm	10'7"	3230 mm	10'7"	
FOGS Height	3370 mm	11'0"	3370 mm	11'0"	3370 mm	11'0"	3370 mm	11'0"	
Handrails Height	3370 mm	11'0"	3370 mm	11'0"	3370 mm	11'0"	3370 mm	11'0"	
With Boom/Stick/Bucket Installed	3680 mm	12'0"	3670 mm	12'0"	4270 mm	14'0"	4000 mm	13'1"	
With Boom/Stick Installed	3550 mm	11'7"	3460 mm	11'4"	3780 mm	12'4"	3740 mm	12'3"	
With Boom Installed	3100 mm	10'2"	3100 mm	10'2"	3170 mm	10'4"	3170 mm	10'4"	
With Boom/Stick/Bucket Installed (with Auxiliary Lines)	3680 mm	12'0"	3670 mm	12'0"	4270 mm	14'0"	4000 mm	13'1"	
With Boom/Stick Installed (with Auxiliary Lines)	3550 mm	11'7"	3490 mm	11'5"	3780 mm	12'4"	3740 mm	12'3"	
With Boom Installed (with Auxiliary Lines)	3130 mm	10'3"	3130 mm	10'3"	3190 mm	10'5"	3190 mm	10'5"	
<b>2 Machine Length:</b>									
With Boom/Stick/Bucket Installed	11 920 mm	39'1"	11 920 mm	39'1"	11 640 mm	38'2"	11 680 mm	38'3"	
With Boom/Stick Installed	11 880 mm	38'11"	11 860 mm	38'10"	11 540 mm	37'10"	11 590 mm	38'0"	
With Boom Installed	10 650 mm	34'11"	10 650 mm	34'11"	10 290 mm	33'9"	10 290 mm	33'9"	
With Boom/Stick/Bucket Installed (with Auxiliary Lines)	11 920 mm	39'1"	11 920 mm	39'1"	11 640 mm	38'2"	11 680 mm	38'3"	
With Boom/Stick Installed (with Auxiliary Lines)	11 880 mm	38'11"	11 860 mm	38'10"	11 540 mm	37'10"	11 590 mm	38'0"	
With Boom Installed (with Auxiliary Lines)	10 650 mm	34'11"	10 650 mm	34'11"	10 290 mm	33'9"	10 290 mm	33'9"	
Bucket Type	Severe Duty		Severe Duty		Severe Duty		Severe Duty		
Bucket Capacity	2.41 m <sup>3</sup>	3.15 yd <sup>3</sup>	2.41 m <sup>3</sup>	3.15 yd <sup>3</sup>	2.61 m <sup>3</sup>	3.41 yd <sup>3</sup>	2.61 m <sup>3</sup>	3.41 yd <sup>3</sup>	
Bucket Tip Radius	1993 mm	6.5 ft	1993 mm	6.5 ft	2108 mm	6.9 ft	2108 mm	6.9 ft	

(continued on next page)

# 349 Hydraulic Excavator Specifications

## Dimensions (continued)

All dimensions are approximate and may vary depending on bucket selection.

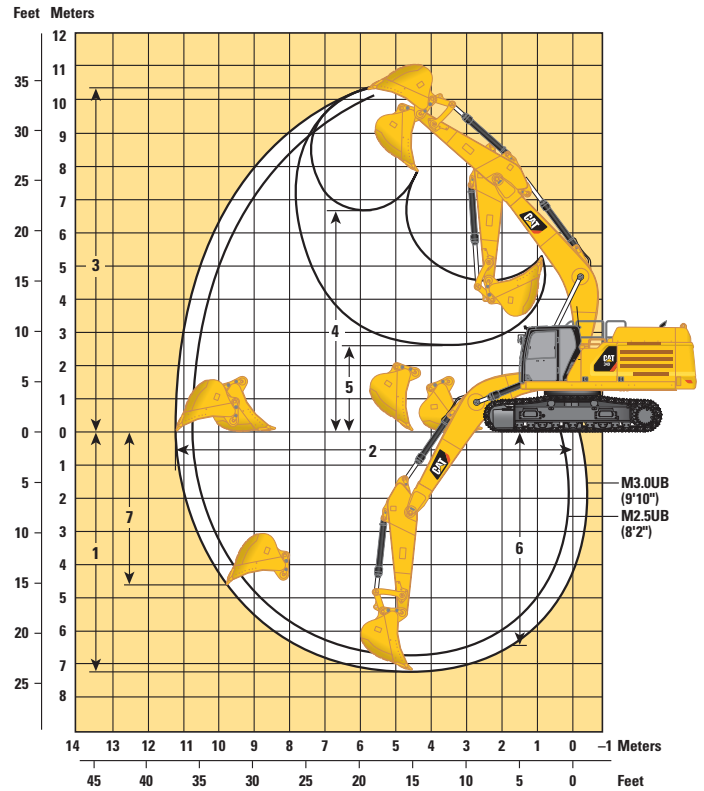
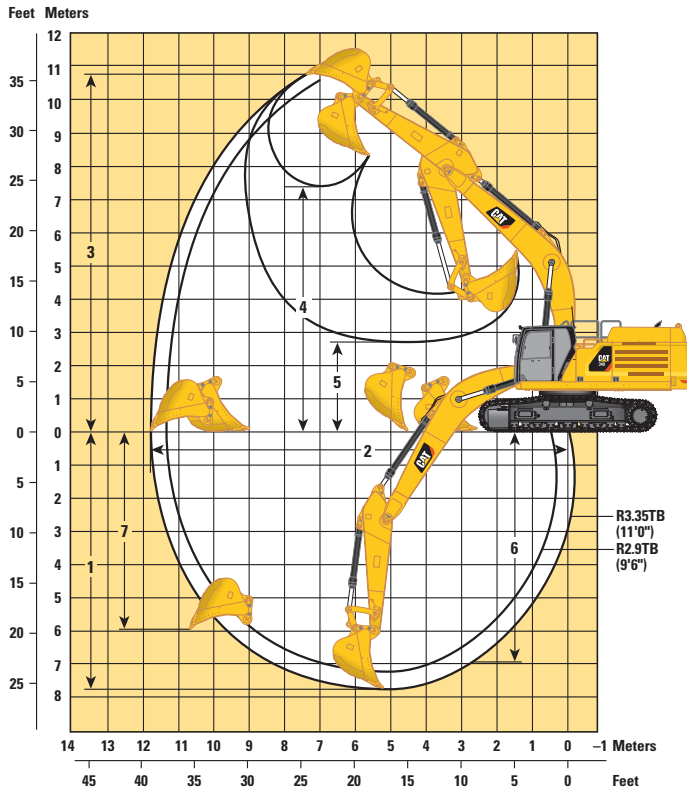


Boom Options	Reach Boom 6.9 m (22'8")				Mass Boom 6.55 m (21'6")			
Stick Options	HD Reach Stick				HD Mass Stick			
	R3.35TB (11'0")		R2.9TB (9'6")		M3.0UB (9'10")		M2.5UB (8'2")	
<b>3</b> Upperframe Width without Walkways	3020 mm	9'10"	3020 mm	9'10"	3020 mm	9'10"	3020 mm	9'10"
<b>4</b> Tail Swing Radius	3760 mm	12'4"	3760 mm	12'4"	3760 mm	12'4"	3760 mm	12'4"
<b>5</b> Counterweight Clearance without Shoe Lug	1280 mm	4'2"	1280 mm	4'2"	1280 mm	4'2"	1280 mm	4'2"
<b>6</b> Ground Clearance without Shoe Lug	475 mm	1'6"	475 mm	1'6"	475 mm	1'6"	475 mm	1'6"
<b>7</b> Length to Center of Rollers	4360 mm	14'3"	4360 mm	14'3"	4360 mm	14'3"	4360 mm	14'3"
<b>8</b> Track Length with Triple Grouser Shoes	5370 mm	17'7"	5370 mm	17'7"	5370 mm	17'7"	5370 mm	17'7"
<b>9</b> Track Gauge – Extended Long Undercarriage	2740 mm	8'11"	2740 mm	8'11"	2740 mm	8'11"	2740 mm	8'11"
<b>10</b> Track Width								
600 mm (24") Shoes	3340 mm	10'11"	3340 mm	10'11"	3340 mm	10'11"	3340 mm	10'11"
750 mm (30") Shoes	3490 mm	11'5"	3490 mm	11'5"	3490 mm	11'5"	3490 mm	11'5"
900 mm (35") Shoes	3640 mm	11'11"	3640 mm	11'11"	3640 mm	11'11"	3640 mm	11'11"
Undercarriage Width (with steps)								
600 mm (24") Shoes	3530 mm	11'6"	3530 mm	11'6"	3530 mm	11'6"	3530 mm	11'6"
750 mm (30") Shoes	3530 mm	11'6"	3530 mm	11'6"	3530 mm	11'6"	3530 mm	11'6"
900 mm (35") Shoes	3640 mm	11'11"	3640 mm	11'11"	3640 mm	11'11"	3640 mm	11'11"
Bucket Type	Severe Duty		Severe Duty		Severe Duty		Severe Duty	
Bucket Capacity	2.41 m <sup>3</sup>	3.15 yd <sup>3</sup>	2.41 m <sup>3</sup>	3.15 yd <sup>3</sup>	2.61 m <sup>3</sup>	3.41 yd <sup>3</sup>	2.61 m <sup>3</sup>	3.41 yd <sup>3</sup>
Bucket Tip Radius	1993 mm	6.5 ft	1993 mm	6.5 ft	2108 mm	6.9 ft	2108 mm	6.9 ft

# 349 Hydraulic Excavator Specifications

## Working Ranges and Forces

All dimensions are approximate and may vary depending on bucket selection.



### Boom Options

### Reach Boom 6.9 m (22'8")

### Mass Boom 6.55 m (21'6")

### Stick Options

### HD Reach Stick

### HD Mass Stick

	R3.35TB (11'0")		R2.9TB (9'6")		M3.0UB (9'10")		M2.5UB (8'2")	
	mm	ft	mm	ft	mm	ft	mm	ft
<b>1</b> Maximum Digging Depth	7700	25'3"	7250	23'9"	7290	23'11"	6790	22'3"
<b>2</b> Maximum Reach at Ground Line	11 770	38'7"	11 350	37'2"	11 260	36'11"	10 800	35'5"
<b>3</b> Maximum Cutting Height	10 730	35'2"	10 550	34'7"	10 290	33'9"	10 100	33'1"
<b>4</b> Maximum Loading Height	7390	24'2"	7210	23'7"	6760	22'2"	6560	21'6"
<b>5</b> Minimum Loading Height	2710	8'10"	3160	10'4"	2590	8'5"	3090	10'1"
<b>6</b> Maximum Depth Cut for 2440 mm (8 ft) Level Bottom	6950	22'9"	6430	21'1"	6440	21'1"	5850	19'2"
<b>7</b> Maximum Vertical Wall Digging Depth	5440	17'10"	5030	16'6"	4610	15'1"	4180	13'8"
Bucket Digging Force (SAE)	229 kN	51,480 lbf	229 kN	51,480 lbf	253 kN	56,960 lbf	253 kN	56,960 lbf
Bucket Digging Force (ISO)	271 kN	60,850 lbf	271 kN	60,850 lbf	296 kN	66,620 lbf	296 kN	66,620 lbf
Stick Digging Force (SAE)	193 kN	43,480 lbf	212 kN	47,570 lbf	204 kN	45,790 lbf	230 kN	51,590 lbf
Stick Digging Force (ISO)	202 kN	45,350 lbf	222 kN	49,860 lbf	212 kN	47,680 lbf	241 kN	54,080 lbf
Bucket Type	Severe Duty		Severe Duty		Severe Duty		Severe Duty	
Bucket Capacity	2.41 m <sup>3</sup>	3.15 yd <sup>3</sup>	2.41 m <sup>3</sup>	3.15 yd <sup>3</sup>	2.61 m <sup>3</sup>	3.41 yd <sup>3</sup>	2.61 m <sup>3</sup>	3.41 yd <sup>3</sup>
Bucket Tip Radius	1993 mm	6.5 ft	1993 mm	6.5 ft	2108 mm	6.9 ft	2108 mm	6.9 ft

# 349 Hydraulic Excavator Specifications

## Bucket Specifications and Compatibility

	Linkage	Width		Capacity		Weight		Fill	Fixed Gauge Long Undercarriage				
		mm	in	m <sup>3</sup>	yd <sup>3</sup>	kg	lb		%	9.0 mt (19,842 lb) Counterweight			
										Reach Boom 6.9 m (22'8")		Mass Boom 6.55 m (21'6")	
									HD R2.9 (9'6")	HD R3.35 (11'0")	HD M2.5 (8'2")	HD M3.0 (9'10")	
<b>Pin-On (No Quick Coupler)</b>													
General Duty	TB	1900	75	3.10	4.05	2449	5,398	100	⊖	⊖			
Heavy Duty	TB	1650	65	2.41	3.15	2377	5,240	100	⊙	⊙			
	TB	1900	75	2.80	3.66	2551	5,624	100	⊖	⊖			
Severe Duty	TB	1650	65	2.41	3.16	2497	5,504	90	●	⊙			
	TB	1900	75	2.80	3.66	2770	6,106	90	⊖	⊖			
Severe Duty Extreme	TB	1700	69	2.41	3.16	2902	6,397	90	⊙	⊖			
	TB	1850	73	2.60	3.40	3025	6,668	90	⊙	⊖			
Severe Duty	UB	1550	61	2.61	3.41	2623	5,782	90			●	⊙	
	UB	1850	73	3.21	4.20	2953	6,510	90			⊖	○	
Severe Duty Extreme	UB	1500	59	2.40	3.13	2874	6,336	90			●	⊙	
Maximum load with pin-on (payload + bucket)								kg	7075	6570	7495	6785	
								lb	15,598	14,484	16,524	14,958	

The above loads are in compliance with hydraulic excavator standard EN474-5:2006 + A3:2013, they do not exceed 87% of hydraulic lifting capacity or 75% of tipping capacity with front linkage fully extended at ground line with bucket curled.

Capacity based on ISO 7451:2007.

Bucket weight with Long tips.

### Maximum Material Density:

- 2100 kg/m<sup>3</sup> (3,500 lb/yd<sup>3</sup>)
- ⊙ 1800 kg/m<sup>3</sup> (3,000 lb/yd<sup>3</sup>)
- ⊖ 1500 kg/m<sup>3</sup> (2,500 lb/yd<sup>3</sup>)
- 1200 kg/m<sup>3</sup> (2,000 lb/yd<sup>3</sup>)

Caterpillar recommends using appropriate work tools to maximize the value customers receive from our products. Use of work tools, including buckets, which are outside of Caterpillar's recommendations or specifications for weight, dimensions, flows, pressures, etc. may result in less-than-optimal performance, including but not limited to reductions in production, stability, reliability, and component durability. Improper use of a work tool resulting in sweeping, prying, twisting and/or catching of heavy loads will reduce the life of the boom and stick.

# 349 Standard and Optional Equipment

## Standard and Optional Equipment

Standard and optional equipment may vary. Consult your Cat dealer for details.

	Standard	Optional		Standard	Optional
<b>ENGINE</b>			<b>UNDERCARRIAGE AND STRUCTURES</b>		
Cold start block heaters		✓	Towing eye on base frame	✓	
Three selectable modes: Power, Smart, Eco	✓		Track guiding guard, full length		✓
Automatic engine speed control	✓		Track guiding guard, segmented three piece		✓
Up to 4500 m (14,760 ft) altitude capability	✓		Swivel guard	✓	
52° C (126° F) high-ambient cooling capacity	✓		Grease lubricated track	✓	
Hydraulic reverse fan		✓	9.0 mt (19,842 lb) counterweight	✓	
-18° C (0° F) cold start capability	✓		600 mm (24") double grouser track shoes		✓
-32° C (-25° F) cold start capability		✓	600 mm (24") HD double grouser track shoes		✓
Double element air filter with integrated precleaner	✓		750 mm (30") double grouser track shoes		✓
115 amp alternator	✓		750 mm (30") triple grouser track shoes		✓
Single plane three horizontal cooling system	✓		900 mm (35") triple grouser track shoes		✓
Dual stage 5.5 micron primary filter and 4.4 micron 2nd/3rd filters	✓		<b>BOOMS, STICKS AND LINKAGES</b>		
Secure start with PIN code	✓		6.9 m (22'8") Reach boom		✓
Remote disable	✓		6.55 m (21'6") Mass boom		✓
Biodiesel capability up to B20	✓		3.35 m (11'0") HD Reach stick		✓
<b>HYDRAULIC SYSTEM</b>			3.0 m (9'10") HD Mass stick		✓
Boom and stick regeneration circuit	✓		2.9 m (9'6") HD Reach stick		✓
Electronic main control valve	✓		2.5 m (8'2") HD Mass stick		✓
Automatic hydraulic oil warm up	✓		Bucket Linkage, TB family without lifting eye, Cat GRADE		✓
Automatic swing parking brake	✓		Bucket Linkage, UB family without lifting eye, Cat GRADE		✓
High performance hydraulic return filter	✓		<b>ELECTRICAL SYSTEM</b>		
Two speed travel	✓		Maintenance-free 1,000 CCA batteries (×4)	✓	
Bio hydraulic oil capability	✓		Centralized electrical disconnect switch	✓	
Basic one-way tool control		✓	LED chassis light, LH and RH boom lights, cab lights	✓	
Combined two-way tool control		✓	Compatible with Electronic Technician	✓	
Combined two-way tool control + hammer return filter		✓			
Medium-pressure auxiliary circuit		✓			
Quick coupler circuit		✓			

(continued on next page)



# 349 Standard and Optional Equipment

## Standard and Optional Equipment (continued)

Standard and optional equipment may vary. Consult your Cat dealer for details.

	Standard	Optional		Standard	Optional
<b>CAT TECHNOLOGY</b>			<b>SERVICE AND MAINTENANCE</b>		
Cat Product Link™	✓		Grouped location of engine oil and fuel filters	✓	
Cat GRADE with 2D	✓		Scheduled Oil Sampling (S·O·S <sup>SM</sup> ) ports	✓	
Cat GRADE with Advanced 2D		✓	Preventative maintenance ready (QuickEvac™)		✓
Cat GRADE with 3D		✓	<b>SAFETY AND SECURITY</b>		
Cat Assist:	✓		Caterpillar One Key security system	✓	
– Boom Assist			Lockable external tool/storage box	✓	
– Bucket Assist			Lockable door, fuel, and hydraulic tank locks	✓	
– Swing Assist			Lockable fuel drain compartment	✓	
– Grade Assist			Service platform with anti-skid plate and recessed bolts	✓	
– Lift Assist			RH handrail and hand hold (ISO 2867:2011 compliant)	✓	
Cat PAYLOAD:	✓		Standard visibility mirror package	✓	
– Static Weigh			Signaling/warning horn	✓	
– Auto Calibration			Ground-level secondary engine shutoff switch	✓	
– Payload/Cycle Information			Rearview camera	✓	
E-Fence:	✓		360° visibility		✓
– E-ceiling					
– E-floor					
– E-swing					
– E-wall					
– E-cab avoidance					

## 349 Attachments

### Dealer Installed Kit and Attachments

Attachments may vary. Consult your Cat dealer for details.

#### CAB

- Radial lower wiper
- Polycarbonate roof hatch
- LH/RH electrical pedal for tool control
- Rain protector plus cab light cover
- Joystick sliders

#### SAFETY AND SECURITY

- Bluetooth® key fob

#### GUARDS

- Falling object guard system (not compatible with cab light cover, rain protector)
- Mesh guard full front (not compatible with cab light cover, rain protector)
- Mesh guard lower half front
- Rain protector for front windshield with cab light cover

#### ELECTRICAL

- LED premium lights, 1,200 lumens on chassis, 850 lumens on boom and cab

# 349 Cab Options

## Cab Options

	Comfort
ROPS, standard sound suppression	●
High-resolution 203 mm (8") LCD touchscreen monitor	●
Automatic bi-level air conditioner	●
Jog dial and shortcut keys for monitor control	●
Keyless push-to-start engine control	●
Height-adjustable console, three steps with tool	●
Mechanically adjustable seat suspension	●
51 mm (2") seat belt	●
Fixed left-side console	●
Bluetooth integrated radio with USB ports	●
12V DC outlets (×2)	●
Document storage	●
Cup and bottle holders	●
Openable two-piece front window	●
Upper radial wiper with 70/30 with washer	●
Openable steel hatch	●
LED dome and lower interior lights	●
Roller front sunscreen	●
Beacon ready	●
Washable floor mat	●

● Standard

For more complete information on Cat products, dealer services, and industry solutions, visit us on the web at [www.cat.com](http://www.cat.com)

© 2019 Caterpillar  
All rights reserved

Materials and specifications are subject to change without notice. Featured machines in photos may include additional equipment. See your Cat dealer for available options.

CAT, CATERPILLAR, LET'S DO THE WORK, their respective logos, "Caterpillar Yellow," the "Power Edge" and Cat "Modern Hex" trade dress as well as corporate and product identity used herein, are trademarks of Caterpillar and may not be used without permission.

AEXQ2524-01 (06-2019)  
Replaces AEXQ2524  
Build Number: 07A  
(China)

